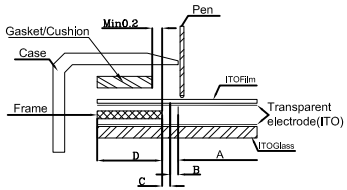


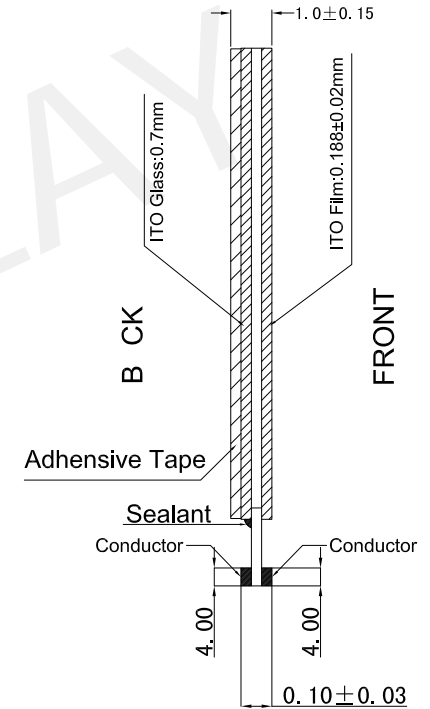
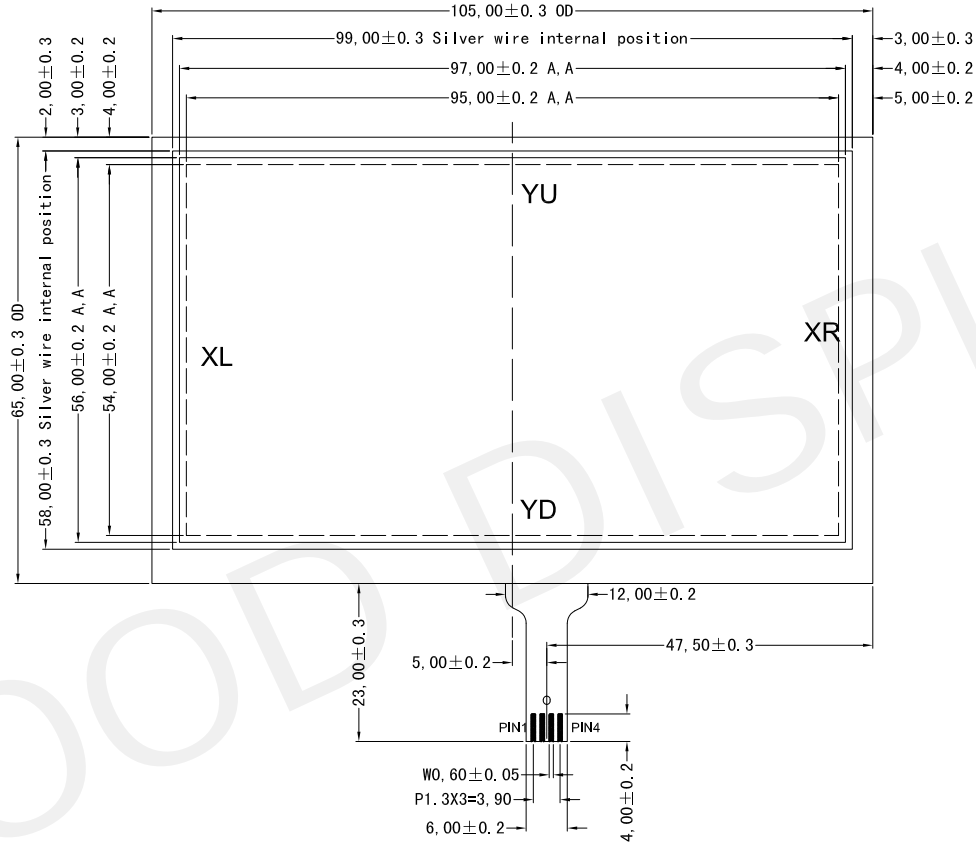
Customer Approved by:

REV	DESCRIPTION	DESIGN	DATE
A	1'ST DEGIN		May-13-2013
B			

Structure and Area definition

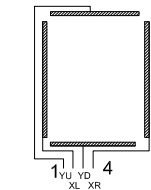


- A:Active area**  
The area which guarantees a touch panel operation with the following characteristics when passed.  
(1)Operation force, (2)Electric characteristics, (3)Tapping durability, (4)Pen sliding durability.
- B:Operation non-guaranteed area**  
The area which does not guarantee a touch panel operation and its function when this area is pressed, touch panel shows degradation of its performance and durability such as a pensliding durability becomes about one-tenth compared with the active area (Area-a) as guaranteed area and its operation force requires about double. About 0.5mm outside from a boundary of the active corresponds to this area.
- C:Pressing prohibition area.**  
The area which forbids pressing, because an excessive load is applied a transparent electrode and a serious damage is given to touch panel function by pressing.
- D:Non-Active area**  
The area which does not activate even if passed.



Notes:

1. Type: film+glass+FPC  
Film: Matte screen (0.188mm)
2. Operating Voltage: 3V 5V
3. operation Temperature: -10°C ~ 60°C  
Storage Temperature: -20°C ~ 70°C
4. Connect Material: FPC
5. Response Time: ≤30ms
6. Linearity: ≤1.5%
7. Transmittance: ≥75%
8. Surface Hardness: ≥3H (Pencil)
9. operation force: ≤100g
10. Resistance:  
( ITO Film ) x: 200Ω ~ 700Ω  
( ITO Glass ) y: 300Ω ~ 900Ω
11. Unspecified Tolerance: ±0.20
12. ROHS Standard



Circuit Diagram

Pin NO:	Assignment
1	YU
2	XL
3	YD
4	XR



DALIAN GOOD DISPLAY CO., LTD.

Web: [www.good-display.com](http://www.good-display.com)

Email: [info@good-display.com](mailto:info@good-display.com)

APPROVALS		DATE	MODEL NUMBER : GDTE043-3	PROJECTION	GENERAL TOL.	UNITS
APP	CHK				SCALE: N.T.S.	MM
		May-13	DO NOT SCALE THIS DRAWING.		SHEET:	1